

SMOOTHFLO®

SmoothFlo pumps have revolutionized the performance of diaphragm pumps. Our exclusive FLO-IQ technology will completely eliminate rapid switch cycling. SmoothFlo pumps are the perfect option for any softwash job.

THE ULTIMATE BLEACH & SOFTWASH PUMP

PRESSURE SETTING: 100 PSI



OPEN FLOW RANGE: 5.3 - 7.0 GPM

PUMP OPTIONS

- FLUID PORTS: 3/4" QUICK ATTACH
- VOLTAGE: 12 / 24 VDC OR 115 VAC
- MATERIALS: VITON / SANTOPRENE / NYLON / POLY
- DUAL CONTROL / FLO IQ
- MOTORS: HEAVY DUTY / SEALED
- PACKAGING: BULK / SINGLE BOX / RETAIL AVAILABLE
- MANY OTHER OPTIONS AVAILABLE

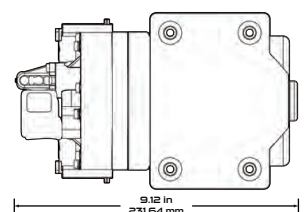
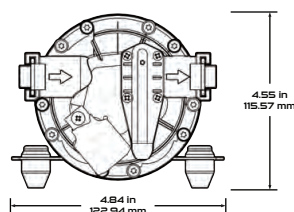
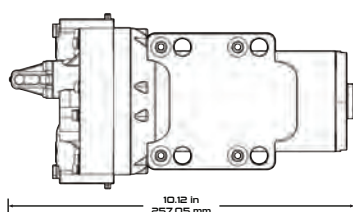
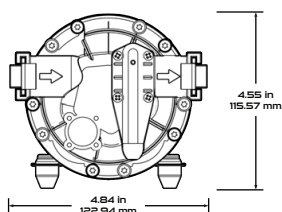
STANDARD FEATURES

- PROFESSIONAL GRADE QUALITY
- MADE IN THE UNITED STATES
- 100% FACTORY TESTED PERFORMANCE
- COMPLETELY SEALED MOTOR
- LOW HEAT AND POWER CONSUMPTION
- SUPERIOR VERTICAL PRIMING

TYPICAL APPLICATIONS

- BLEACH AND SOFTWASH
- CHEMICAL SPRAYING
- BULK FLUID TRANSFER
- WATER TREATMENT
- ALTERNATIVE ENERGY

PUMP DIMENSIONS

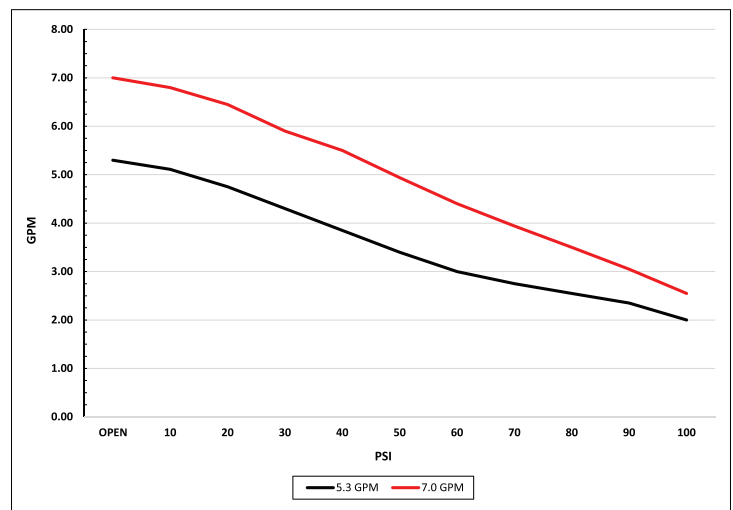


TECHNICAL INFORMATION

- 14 AWG - 12" STRIPPED WIRE / CUSTOM CONNECTION
- 14FT (4.0M) PRIMING CAPABILITY
- FLO-IQ PRESSURE CONTROL
- DRY RUN CAPABILITY
- 140°F (60°C) MAX LIQUID TEMPERATURE
- 180°F (82°C) MAX MOTOR TEMPERATURE

PUMP PERFORMANCE

(PERFORMANCE MAY VARY)



(DIMENSIONS MAY VARY BY MODEL)

PUMP CONFIGURATIONS

(ADDITIONAL CONFIGURATIONS AVAILABLE)

| STANDARD | | | | | | | |
|--------------|---------------------|----------|--------------------|--------|------------|-------------------|---------|
| Item Number | Flow | Controls | Pressure | Valves | Diaphragm | Ports | Voltage |
| 5917-911-63B | 5.3 GPM (20.06 LPM) | FLO-IQ | 100 PSI (6.89 BAR) | VITON | SANTOPRENE | 3/4" QUICK ATTACH | 12 VDC |
| 5918-911-94A | 7.0 GPM (26.5 LPM) | FLO-IQ | 100 PSI (6.89 BAR) | VITON | SANTOPRENE | 3/4" QUICK ATTACH | 12 VDC |

| 24 VDC | | | | | | | |
|-----------------|---------------------|----------|--------------------|--------|------------|-------------------|---------|
| Item Number | Flow | Controls | Pressure | Valves | Diaphragm | Ports | Voltage |
| 5917-911-731B-B | 5.3 GPM (20.06 LPM) | FLO-IQ | 100 PSI (6.89 BAR) | VITON | SANTOPRENE | 3/4" QUICK ATTACH | 24 VDC |
| 5917-911-731B | 5.3 GPM (20.06 LPM) | FLO-IQ | 100 PSI (6.89 BAR) | VITON | SANTOPRENE | 3/4" QUICK ATTACH | 24 VDC |
| 5918-911-61A-B | 7.0 GPM (26.5 LPM) | FLO-IQ | 100 PSI (6.89 BAR) | VITON | SANTOPRENE | 3/4" QUICK ATTACH | 24 VDC |
| 5918-911-61A | 7.0 GPM (26.5 LPM) | FLO-IQ | 100 PSI (6.89 BAR) | VITON | SANTOPRENE | 3/4" QUICK ATTACH | 24 VDC |

| 110/120 VAC | | | | | | | |
|----------------|---------------------|----------|--------------------|--------|------------|-------------------|-------------|
| Item Number | Flow | Controls | Pressure | Valves | Diaphragm | Ports | Voltage |
| 5917-911-65C-B | 5.3 GPM (20.06 LPM) | FLO-IQ | 100 PSI (6.89 BAR) | VITON | SANTOPRENE | 3/4" QUICK ATTACH | 110/120 VAC |
| 5917-911-65C | 5.3 GPM (20.06 LPM) | FLO-IQ | 100 PSI (6.89 BAR) | VITON | SANTOPRENE | 3/4" QUICK ATTACH | 110/120 VAC |
| 5918-911-69A-B | 7.0 GPM (26.5 LPM) | FLO-IQ | 100 PSI (6.89 BAR) | VITON | SANTOPRENE | 3/4" QUICK ATTACH | 110/120 VAC |
| 5918-911-69A | 7.0 GPM (26.5 LPM) | FLO-IQ | 100 PSI (6.89 BAR) | VITON | SANTOPRENE | 3/4" QUICK ATTACH | 110/120 VAC |

| RETAIL OPTIONS | | | | | | | |
|--------------------|---------------------|----------|--------------------|--------|------------|-------------------|---------|
| Item Number | Flow | Controls | Pressure | Valves | Diaphragm | Ports | Voltage |
| 90-5917-911-63B-SB | 5.3 GPM (20.06 LPM) | FLO-IQ | 100 PSI (6.89 BAR) | VITON | SANTOPRENE | 3/4" QUICK ATTACH | 12 VDC |
| 90-5918-911-94A-SB | 7.0 GPM (26.5 LPM) | FLO-IQ | 100 PSI (6.89 BAR) | VITON | SANTOPRENE | 1/2" FNPT | 12 VDC |

CONTACT US FOR OUR ENTIRE LIST OF PUMP CONFIGURATIONS

RECOMMENDED PARTS & ACCESSORIES

(ADDITIONAL PARTS & ACCESSORIES AVAILABLE)



PSW-5100R-80



PSW-FB-80-R



901-013-R



RACT-820-NTP



901-RC02-R



FQ55-34

